



# DESIGN+BUILD

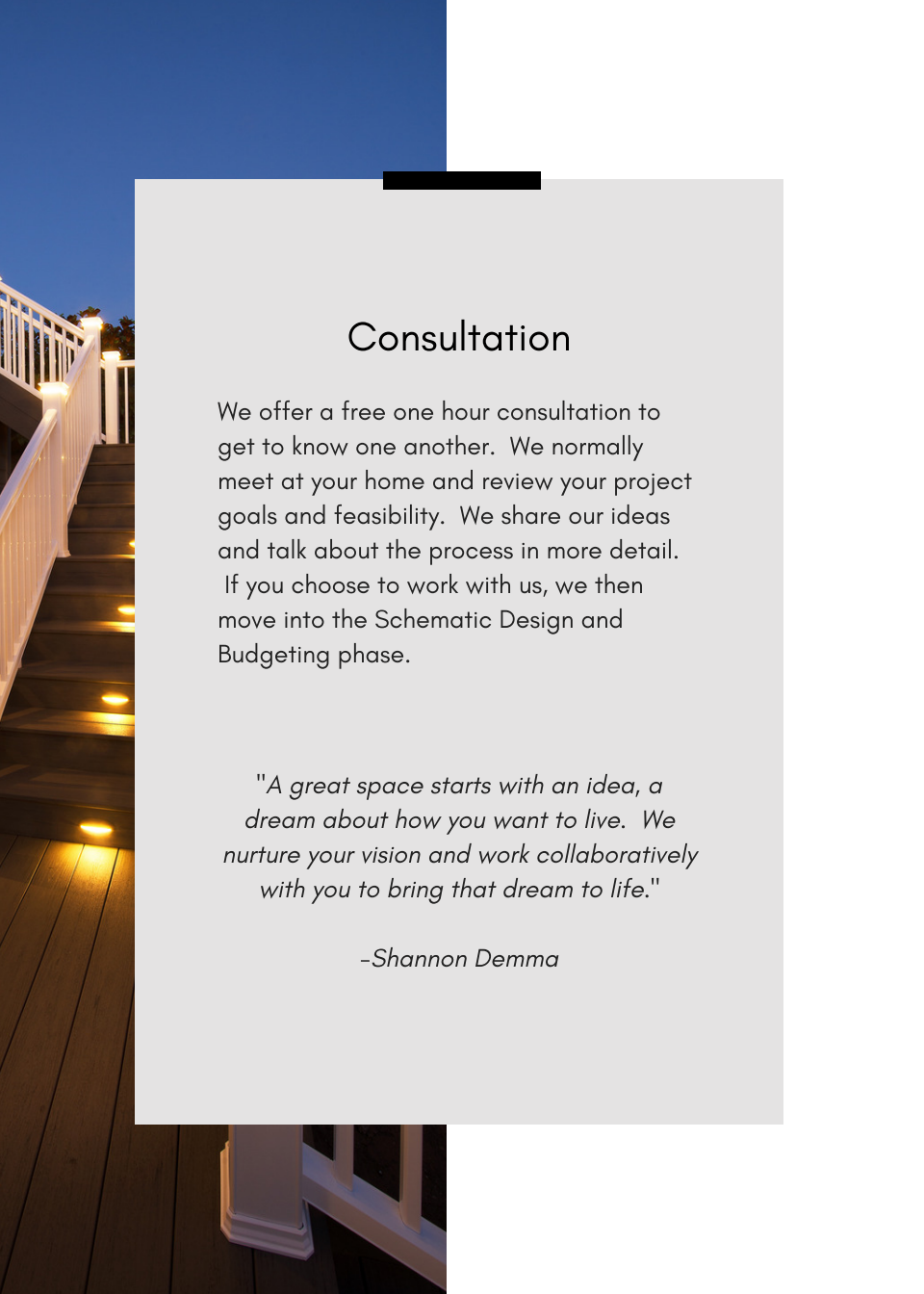
## Process



SANTA CRUZ

**DESIGN+BUILD**

[santacruzdesignbuild.com](http://santacruzdesignbuild.com)



## Consultation

We offer a free one hour consultation to get to know one another. We normally meet at your home and review your project goals and feasibility. We share our ideas and talk about the process in more detail.

If you choose to work with us, we then move into the Schematic Design and Budgeting phase.

*"A great space starts with an idea, a dream about how you want to live. We nurture your vision and work collaboratively with you to bring that dream to life."*

*-Shannon Demma*

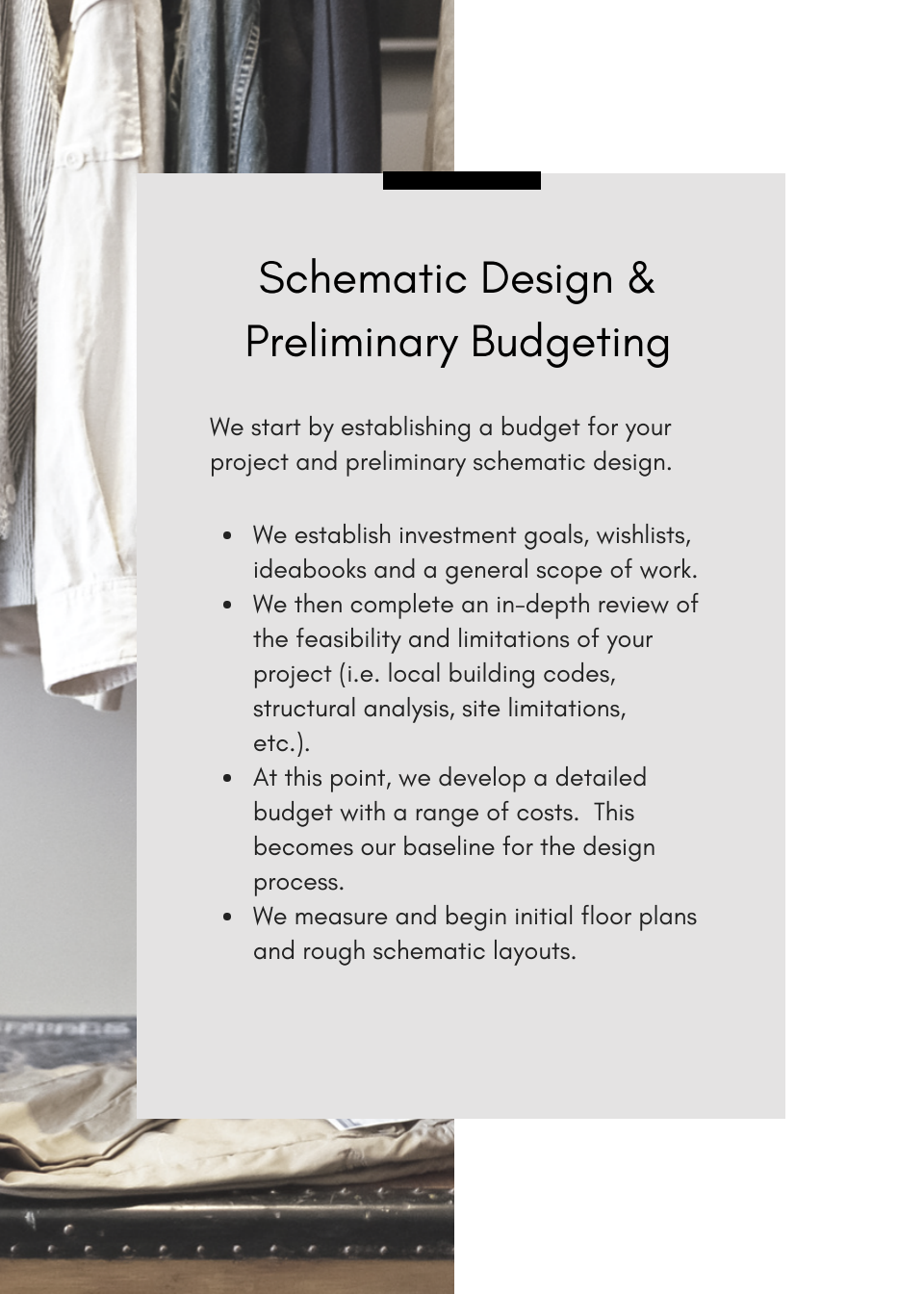


## About Design+Build

Welcome to Santa Cruz Design + Build. We are a collaborative team of professionals specializing in designing and building beautiful spaces. We specialize in kitchens as we believe this is the heart of the home and we work out from this space to bathrooms, additions, whole house remodels, custom woodworking and any creative endeavor that we can dream up. We have a keen eye for detail and quality and we pride ourselves on beautiful, functional, live-able spaces.

We work collaboratively with designers, builders, engineers, and other design professionals to provide you with a cohesive, seamless building and remodeling process. The traditional approach separates the design from the building process, often times causing confusion between designers and contractors and budget disparities. We bring the budgeting, designing, dreaming, and building into one streamlined process.


Call or email today to see if we are fit for your project.



## Schematic Design & Preliminary Budgeting

We start by establishing a budget for your project and preliminary schematic design.

- We establish investment goals, wishlists, ideabooks and a general scope of work.
- We then complete an in-depth review of the feasibility and limitations of your project (i.e. local building codes, structural analysis, site limitations, etc.).
- At this point, we develop a detailed budget with a range of costs. This becomes our baseline for the design process.
- We measure and begin initial floor plans and rough schematic layouts.


A photograph of a shower stall. The wall is covered in a mosaic of small, rectangular tiles in various shades of brown, tan, and grey. A chrome showerhead is mounted on the wall, and a wooden cabinet is visible above it. The floor is made of large, light-colored square tiles.

## Design Detailing & Financial Planning

Here we dive into the design details and really fine tune the budget based our design decisions and material selections.

- Detailed floor plans & elevations
- 3-D Modeling and Renderings
- Material Selections\*\*
- Design Detailing (cabinetry, fireplaces, entertainment centers, etc.)
- Engineering (i.e. structural, soils, civil if needed)
- Energy Calculations if needed
- Completion of Construction Documents for Submittal to County or City
- Detailed estimates of costs

\*\*We offer a beautiful showroom to review cabinets, countertops, and tile. We can also meet at local showrooms to assist with choosing plumbing fixtures, tile, flooring, doors, windows and other custom elements.



# Construction

Once the design process is complete, the budget then rolls into a bid and you sign a construction agreement. This is where your dreams become reality. During this phase we provide the following:

- A detailed Scope of Work
  - Detailed estimate of costs
  - Project timeline
  - Material procurement (ordering windows, doors, cabinets, etc.)
  - Project management and oversight to assure smooth communication, quality construction and effective collaboration.
  - A beautiful custom home
- 